



REF. PCS **14.00**

# MODEL | **GSL30-42D**

- **DEUTZ Diesel engine.**
- **Oil cooling system with radiator.**
- **Internal residential muffler.**
- **Detachable central lifting point.**
- **Complete with engine and battery liquids.**
- **Manual pump oil draining pipe.**
- **Baseframe capable to be moved with hand pallet truck.**
- **Fully bunded / Completely sealed baseframe.**
- **Rental kit as option (POWER ON RENT).**
- **Optional kit with hydraulic lighting tower completed site trailer.**



MODEL		GSL30D	GSL42D	
CODE		SC290TDA	SC39TDA	
TECHNICAL FEATURES	<b>PRIME POWER PRP</b>	<b>kVA (kW)</b>	<b>29,0 (23,2)</b>	<b>39,3 (31,4)</b>
	<b>EMERGENCY POWER LTP</b>	<b>kVA (kW)</b>	<b>30,0 (24,0)</b>	<b>41,2 (33,0)</b>
	Voltage	Volt	400/231	400/231
	Frequency	Hz	50	50
	Power factor	Cos φ	0,8	0,8
	Fuel capacity	Litres	78	78
	Autonomy (100% load PRP)	h	11,0	8,3
	Acoustic power	LWA	89	89
	Acoustic pressure at 7m	dB(A)	64	64
	Dimensions (LxWxH)	mm	2.000 x 920 x 1.300	2.000 x 920 x 1.300
	Weight	kg	952	1.024
	<b>DIESEL ENGINE</b>	<b>DEUTZ</b>	<b>F4M 2011</b>	<b>BF4M 2011</b>
	Cooling system	Type	Oil with radiator	Oil with radiator
	Speed	rpm	1.500	1.500
	Displacement	c.c.	3.110	3.110
	Cylinders and disposition	n° disp.	4 L	4 L
	Aspiration	Type	Natural	Turbo
	Engine power PRP	kWm	27,6	36,4
	Fuel consumption (100% load)	l/h	7,1	9,4
	Specific consumption PRP	g/kWh	219	217
Engine governor (standard)	Type	Mechanical	Mechanical	
Electrical system (DC)	Volt	12	12	
<b>ALTERNATOR (1)</b>	<b>STAMFORD</b>	<b>BCI 184 F</b>	<b>BCI 184 J</b>	
Insulation	Class	H	H	
Mechanical degree protection	Type	IP23	IP23	
Voltage regulation	Type (%)	Electronic (± 1,5)	Electronic (± 1,5)	


(1) Depending on availability, Meccalte alternator could be installed as variant, models ECO28 VL and ECO32 3S respectively (featuring IP21 and ±1% voltage regulation)


TECHNICAL CHARACTERISTICS LISTED ARE NOT INCLUSIVE OF ANY PRODUCT CUSTOMIZATIONS AND THE PRODUCER RESERVES THE RIGHT TO MODIFY THEM FOR INNOVATIONS WITHOUT PRIOR NOTICE

MANUAL CONTROL PANEL (MCP)		GSL30D	GSL42D
MANUAL CONTROL PANEL (MCP)		<ul style="list-style-type: none"> <li>• Generating set voltage (3 phases).</li> <li>• Generating set frequency.</li> <li>• Generating set intensity (3 phases).</li> <li>• Battery voltage.</li> <li>• Power (kVA - kW - kVAr).</li> <li>• Power factor Cos φ.</li> <li>• Hours-counter.</li> <li>• Fuel level (%)</li> <li>• Engine temperature.</li> </ul>	
	Manual control panel mounted on the genset complete with digital control unit BE23 for monitoring, control and protection of the generating set.	<ul style="list-style-type: none"> <li>• DC supply selector switch.</li> <li>• Push-buttons: start/stop.</li> <li>• Emergency stop button.</li> <li>• Remote starting availability.</li> </ul>	
		<ul style="list-style-type: none"> <li>• Engine protections: low fuel level, low oil pressure, high engine temperature.</li> <li>• Genset protections: over-frequency, battery voltage out of limits.</li> </ul>	
		<ul style="list-style-type: none"> <li>• Engine protections: low fuel level, low oil pressure, high engine temperature.</li> <li>• Genset protections: under/over voltage, over-load, under/over frequency, under/over battery voltage.</li> <li>• Circuit breaker protection: IV poles.</li> <li>• Differential protection.</li> </ul>	
		<ul style="list-style-type: none"> <li>• Power cables connection to terminals board (external).</li> </ul>	


This configuration is in modification process by other of similar features.

TECHNICAL CHARACTERISTICS LISTED ARE NOT INCLUSIVE OF ANY PRODUCT CUSTOMIZATIONS AND THE PRODUCER RESERVES THE RIGHT TO MODIFY THEM FOR INNOVATIONS WITHOUT PRIOR NOTICE

AUTOMATIC CONTROL PANEL (ACP)		GSL30D	GSL42D
 <p>Automatic control panel mounted on the genset, complete with digital control unit <b>AC01</b> for monitoring, control and protection of the generating set.</p>	<p><b>Digital instrumentation</b> through AC-01 control unit.</p>	<ul style="list-style-type: none"> <li>Generating set voltage (3 phases).</li> <li>Mains voltage.</li> <li>Generating set frequency.</li> <li>Generating set current (3 phases).</li> <li>Battery voltage.</li> <li>Power (kVA - kW - kVAr).</li> <li>Power factor Cos φ.</li> <li>Hours-counter.</li> <li>Engine speed r.p.m.</li> <li>Fuel level (%).</li> <li>Engine temperature.</li> </ul>	
	<p><b>Commands and others</b></p>	<ul style="list-style-type: none"> <li>Selector switch with six positions: Automatic test - Automatic starting - Engine locked - Mains contactor forced - Manual starting - Genset contactor forced.</li> <li>Push-buttons: start/stop, up/down selection, reset.</li> <li>Emergency stop button.</li> <li>Remote starting availability.</li> <li>Acoustic alarm.</li> <li>Automatic battery charger.</li> </ul>	
	<p><b>Protections with alarm</b></p>	<ul style="list-style-type: none"> <li>Engine protections: low fuel level, low oil pressure, high engine temperature.</li> <li>Genset protections: under/over voltage, overload, under/over frequency, starting failure, under/over battery voltage, battery charger failure.</li> </ul>	
	<p><b>Protections with shutdown</b></p>	<ul style="list-style-type: none"> <li>Engine protections: low fuel level, low oil pressure, high engine temperature,</li> <li>Genset protection: under/over voltage, overload, under/over battery voltage, battery charger failure.</li> <li>Circuit breaker protection: IV poles.</li> <li>Differential protection.</li> </ul>	
	<p><b>Output</b></p>	<ul style="list-style-type: none"> <li>Plinth row for connection from ACP to LTS panel.</li> <li>Power cables connection to terminals board (external).</li> </ul>	


AUTOMATIC CONTROL PANEL (AMF)		GSL30D	GSL42D
 <p>Automatic control panel for automatic starting by Mains failure. Delivered loose from the genset, and complete with digital control unit <b>AC01</b> for monitoring, control and protection of the generating set.</p>	<p><b>Digital instrumentation</b> through AC01 control unit.</p>	<ul style="list-style-type: none"> <li>Generating set voltage (3 phases).</li> <li>Mains voltage.</li> <li>Generating set frequency.</li> <li>Generating set current (3 phases).</li> <li>Battery voltage.</li> <li>Power (kVA - kW - kVAr).</li> <li>Power factor Cos φ.</li> <li>Hours-counter.</li> <li>Engine speed r.p.m.</li> <li>Fuel level (%).</li> <li>Engine temperature.</li> </ul>	
	<p><b>Commands and others</b></p>	<ul style="list-style-type: none"> <li>Selector switch with six positions: Automatic test - Automatic starting - Engine locked - Mains contactor forced - Manual starting - Genset contactor forced.</li> <li>Push-buttons: start/stop, up/down selection, reset.</li> <li>Emergency stop button.</li> <li>Remote starting availability.</li> <li>Acoustic alarm.</li> <li>Automatic battery charger.</li> </ul>	
	<p><b>Change over contactors Mains/Genset</b></p>	IV poles - 45A.	IV poles - 60A.
	<p><b>Protections with alarm</b></p>	<ul style="list-style-type: none"> <li>Engine protections: low fuel level, low oil pressure, high engine temperature.</li> <li>Genset protections: under/over voltage, overload, under/over frequency, starting failure, under/over battery voltage, battery charger failure.</li> </ul>	
	<p><b>Protections with shutdown</b></p>	<ul style="list-style-type: none"> <li>Engine protections: low fuel level, low oil pressure, high engine temperature,</li> <li>Genset protection: under/over voltage, overload, under/over battery voltage, battery charger failure.</li> </ul>	
<p><b>Output</b></p>	<ul style="list-style-type: none"> <li>Plinth row for connection from pre-wired panel (mounted on the genset) to AMF panel.</li> <li>Power cables connected to terminals board (internal).</li> </ul>		

**GENSET SUPPLEMENTS (ONLY AVAILABLE WHEN ORDERED)**







GENSET SUPPLEMENTS	<p>● <b>AFP: AUTOMATIC FUEL TRANSFER PUMP.</b> Not available with KRT.</p>	
	<p>● <b>DCC: DIFFERENT CANOPY COLOUR.</b></p>	
	<p>● <b>EEG: ENGINE ELECTRONIC GOVERNOR.</b> (Woodward type)</p>	
	<p>● <b>KRT: RENTAL KIT.</b> Not allowed with PHS or AFP. Complete of:</p>	
	<p><b>Battery switch.</b></p>	
	<p><b>Fuel filter water separator.</b></p>	
	<p><b>Three way valve.</b></p>	
<p><b>Earth rod.</b></p>		
<p><b>Sockets kit (3 sockets)</b></p>		
<p><b>PRELIMINARY</b></p> <p>1 x 400V/3A 3P+N+T CE. 1 x 230V/16A 2P+T CE. 1 x 230V/16A Schuko.</p>		

<b>Sockets kit (5 sockets).</b>	1 x 400V/63A 3P+N+T CE.
	1 x 400V/32A 3P+N+T CE.
	1 x 400V/16A 3P+N+T CE.
	1 x 230V/16A 2P+T CE.
	1 x 230V/16A Schuko.
<b>PHS: COOLANT PREHEATING SYSTEM.</b>	

**CONTROL PANEL SUPPLEMENTS (ONLY AVAILABLE WHEN ORDERED)**

<b>MAP: MANUAL ANALOGUE CONTROL PANEL.</b>	 <p>Manual control panel mounted on the genset, with analogue instrumentation, and protected through door</p>	<b>Instrumentation (analogue)</b>	<ul style="list-style-type: none"> <li>• Voltmeter with selector switch (3 phases).</li> <li>• Frequency meter.</li> <li>• Ammeter with selector switch (3 phases).</li> <li>• Hours-counter.</li> <li>• Fuel level indicator.</li> <li>• Oil pressure indicator.</li> <li>• Engine temperature indicator.</li> </ul>
		<b>Commands and others</b>	<ul style="list-style-type: none"> <li>• Start/stop selector switch with key.</li> <li>• Emergency stop button.</li> </ul>
		<b>Protections with alarm</b>	<ul style="list-style-type: none"> <li>• Engine protections: low fuel level, low oil pressure, high engine temperature, battery charger failure.</li> </ul>
		<b>Protections with shutdown</b>	<ul style="list-style-type: none"> <li>• Engine protection unit: low fuel level, low pressure oil, high engine temperature, battery charger failure.</li> <li>• Circuit breaker protection: IV poles.</li> <li>• Differential protection.</li> </ul>
		<b>Output</b>	<ul style="list-style-type: none"> <li>• Power cables connection directly from circuit breaker.</li> </ul>
<b>SKB: SOCKETS KIT B WITH 5 SOCKETS.</b>	1 x 400V/63A 3P+N+T CE.		
	1 x 400V/32A 3P+N+T CE.		
	1 x 400V/16A 3P+N+T CE.		
	1 x 230V/16A 2P+T CE.		
	1 x 230V/16A Schuko.		
<b>RSS: REMOTE START/STOP.</b> Only for MAP.			

**ACCESSORIES**

<b>LOAD TRANSFER SWITCH PANEL.</b>	 <p>Load transfer switch panel built in a metal cabinet and supplied loose from the genset.</p>	<b>Change over contactors</b>	<b>GSL30D</b>	<b>GSL42D</b>	
			<b>IV poles - 45A.</b>	<b>IV poles - 60A.</b>	
		<b>Connections</b>	<ul style="list-style-type: none"> <li>• Plinth row for connection from ACP to LTS panel.</li> <li>• Terminals board for power cables connection (Genset-Mains-Load).</li> </ul>		
		<b>Protections</b>	<ul style="list-style-type: none"> <li>• Contactors mechanically and electrically interlocked.</li> <li>• Emergency stop button.</li> </ul>		
		Note: Automatic control panel + LTS panel measures the Mains voltage and starts automatically the genset within few seconds in case of Mains failure. It transfers immediately the load again to the genset when the Mains voltage returns within the rated values.			
<b>GSB: GALVANIZED SKIDS.</b>	Heavy duty galvanized skid to be installed under the genset. Easily transportable with fork lift.				
<b>RCG: REMOTE CONTROL BY GSM KIT</b>	(kit for genset management and control by remote PC; communication available by means of RS232 directly to PC or through GSM modem). Available only on the automatic versions.				
<b>STR: SITE TRAILER.</b>	Single axle.				
<b>RTR: ROAD TRAILER (only for Spanish territories).</b>	Single axle.				
<b>HLT: HYDRAULIC LIGHTING TOWER COMPLETE WITH SITE TRAILER.</b>	<p>It can be supplied with two different types of lights:</p> <ul style="list-style-type: none"> <li>• Lights of quartz-iode halogen (6 x 1.500W) IP55. Lighting capacity: 200.000 lumen approx.</li> <li>• Lights of metal halide (6 x 400W) IP55. Lighting capacity: 200.000 lumen approx.</li> </ul> <p>It is also equipped with 0,55kW electric motor, control panel (with circuit breaker protection) and hydraulic device to control the 9m extensible tower.</p>				

TECHNICAL CHARACTERISTICS LISTED ARE NOT INCLUSIVE OF ANY PRODUCT CUSTOMIZATIONS AND THE PRODUCER RESERVES THE RIGHT TO MODIFY THEM FOR INNOVATIONS WITHOUT PRIOR NOTICE

CONTROL PANEL SUPPLEMENTS

ACCESSORIES